

2779 N Milwaukee Ave, Chicago
Proposed plan for Buzz Coffee Roasters & Bakers

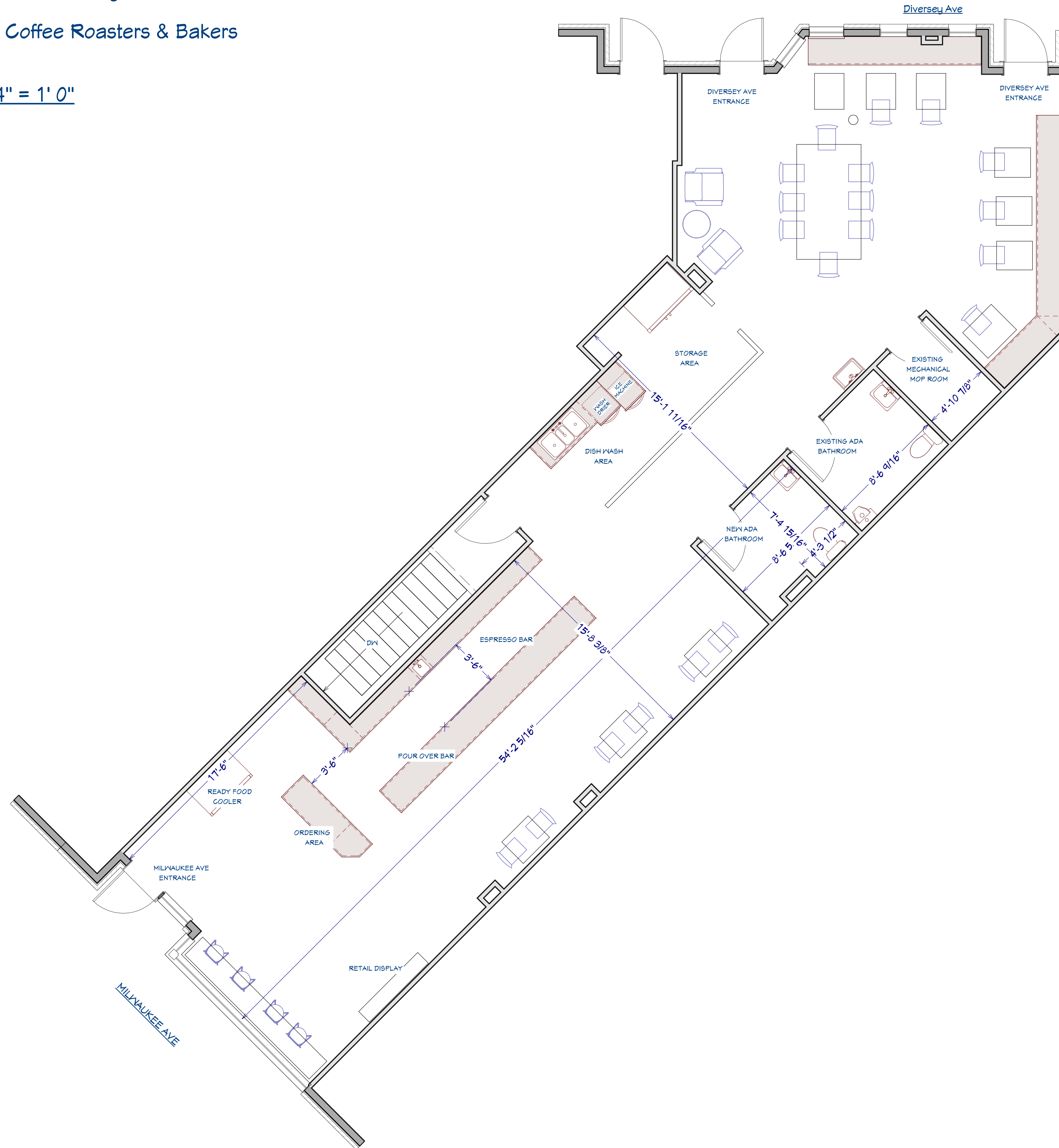
SCALE 1/4" = 1' 0"

Buzz Coffee Roaster & Baker

- serving specialty coffee and tea
- serving wine and beer
- serving ready-made foodstuffs (prep off site)
- seating for 33
- two ADA bathrooms

Scope of work:

1. a) Framing and drywall 1st Floor P2
 - Reposition entrance to the basement
 - New ADA Bathroom
- b) Framing and drywall Basement:
 - Build out partitions for Office, Staff Lounge and Dry Storage Area
2. Millwork 1st Floor:
 - Fabrication and installation of counter and wall shelving for Espresso Bar, Pour-Over Bar, Ordering Area.
 - Build out boxed seats in by Diversey Ave Entrance
 - Build out bar counter by Milwaukee Ave Entrance
 - Build out partition for Storage Area and Dish Wash Area
3. a) Electric 1st Floor: according to the Electric Plan P3
- b) Electric Basement: according to Electric Plan P3
4. Plumbing 1st Floor: according to Plumbing Plan P4
5. Mechanical 1st Floor:
 - Supply/return/vent for new ADA bathroom



REVISION TABLE	NUMBER	DATE	REVISION BY	DESCRIPTION

PAGE TITLE

DRAWINGS PROVIDED BY:

DATE:

3/29/2017

SCALE:

SHEET:

P-1

2779 N Milwaukee Ave, FRAMING

SCALE 1/4" = 1' 0"

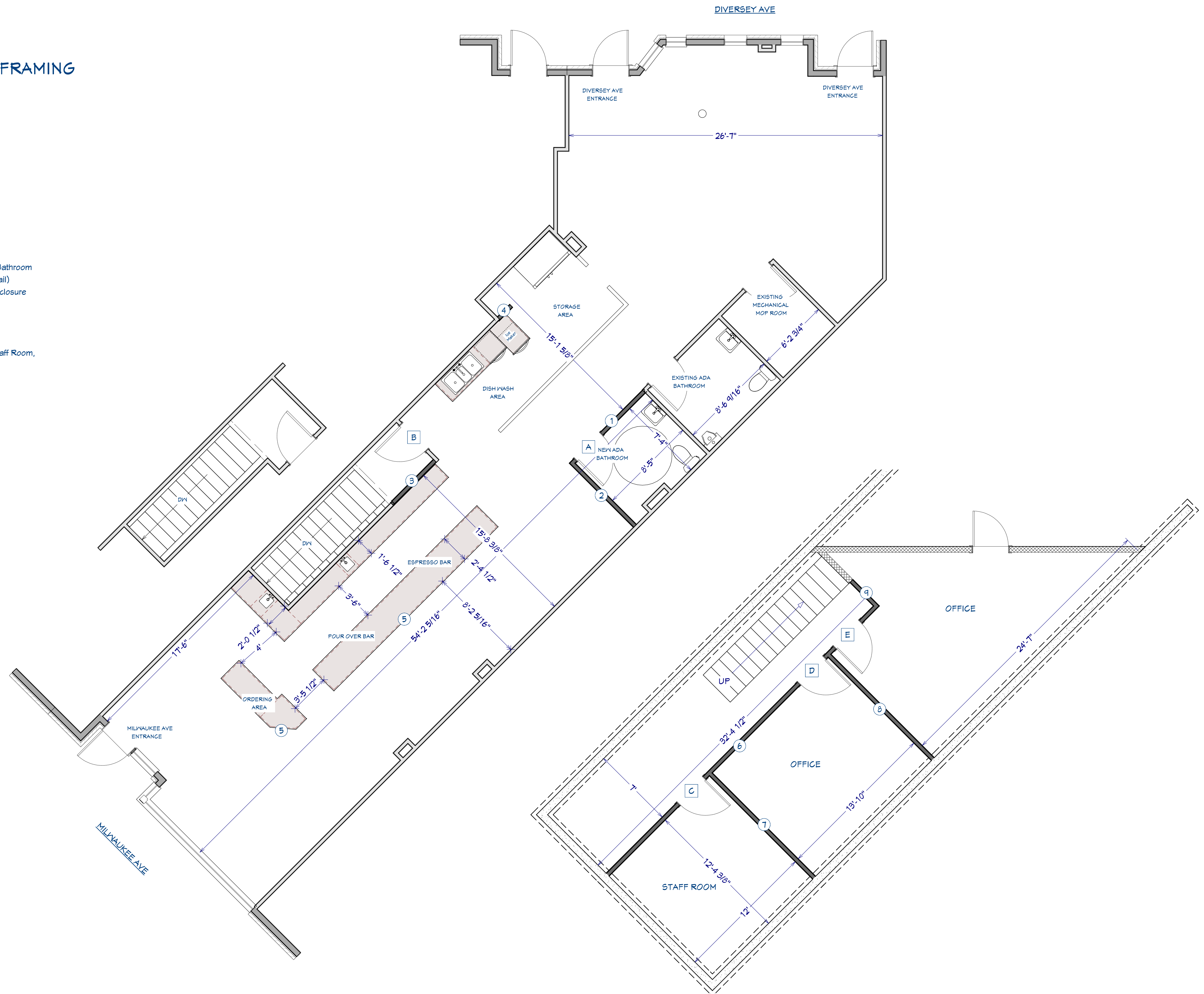
Framing and Door Installation:

1st Floor:

- 1) Standard metal studs partition 1, 2 for new ADA Bathroom
- 2) Reposition wall 3 by basement entrance (see detail)
- 3) Standard metal stud partition 4 for electric box enclosure
- 4) Half-wall studs for bar 5. Detailed Plan TBD
- 5) Door installation A
- 6) Door reposition B

Basement:

- 4) Standard metal studs partition 6, 7, 8 and 9 for Staff Room, Office and Storage
- 5) Door installation C, D and E



REVISION TABLE	NUMBER	DATE	REVISED BY	DESCRIPTION

DRAWINGS PROVIDED BY:

DATE:

3/29/2017

SCALE:

SHEET:

P-2

2779 N Milwaukee Ave, ELECTRIC

SCALE 1/4" = 1' 0"

1st FLOOR:

1) Electrical outlets:

- A. standard double electric receptacles 18" above floor
- B. standard double electric receptacles install in seating box
- C. GFI outlet 42" above floor
- D. GFI outlets 28" above floor
- E. 220V outlet 42" above floor
- F. Three Phase 220V outlet 20" above floor

2) Headlight:

- 1. Four Bar Pendants and three Window Pendants
- 2. Five Track Lights
- 3. Three Table Pendant Lights
- 4. Three Sconce Lights
- 5. Six Table Pendant Lights
- 6. Seven Sconce Lights
- 7. Two 8ft Track Lights
- 8. New ADA Bathroom light fixtures

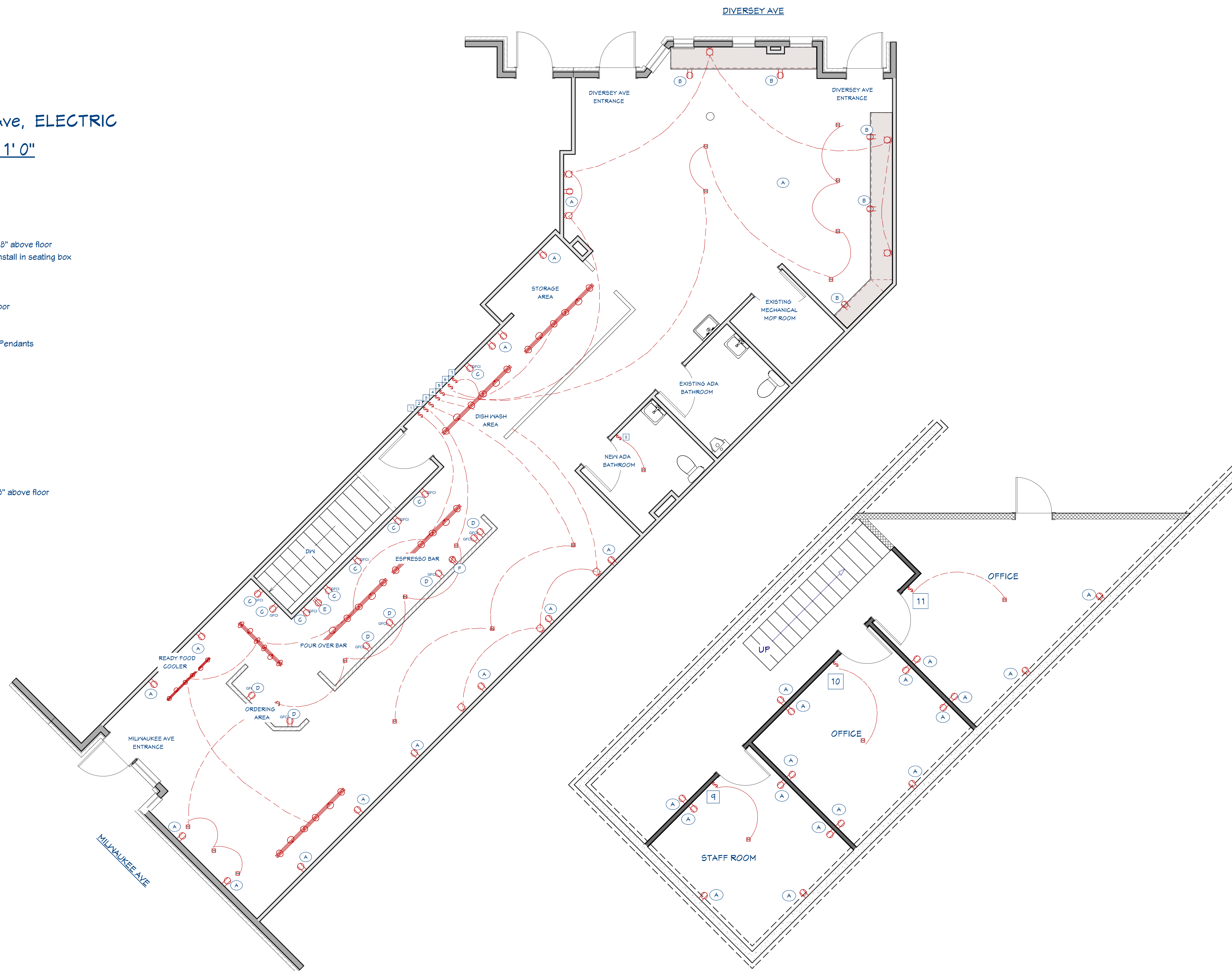
Basement

1) Electrical outlets:

- A. Standard double electric receptacle 18" above floor

2) Headlight:

- 9. One overhead light
- 10. One overhead light
- 11. One overhead light



REVISION TABLE	
NUMBER	DATE

DRAWINGS PROVIDED BY:

DATE:

3/29/2017

SCALE:

SHEET:

P - 3

2779 N Milwaukee Ave, PLUMBING

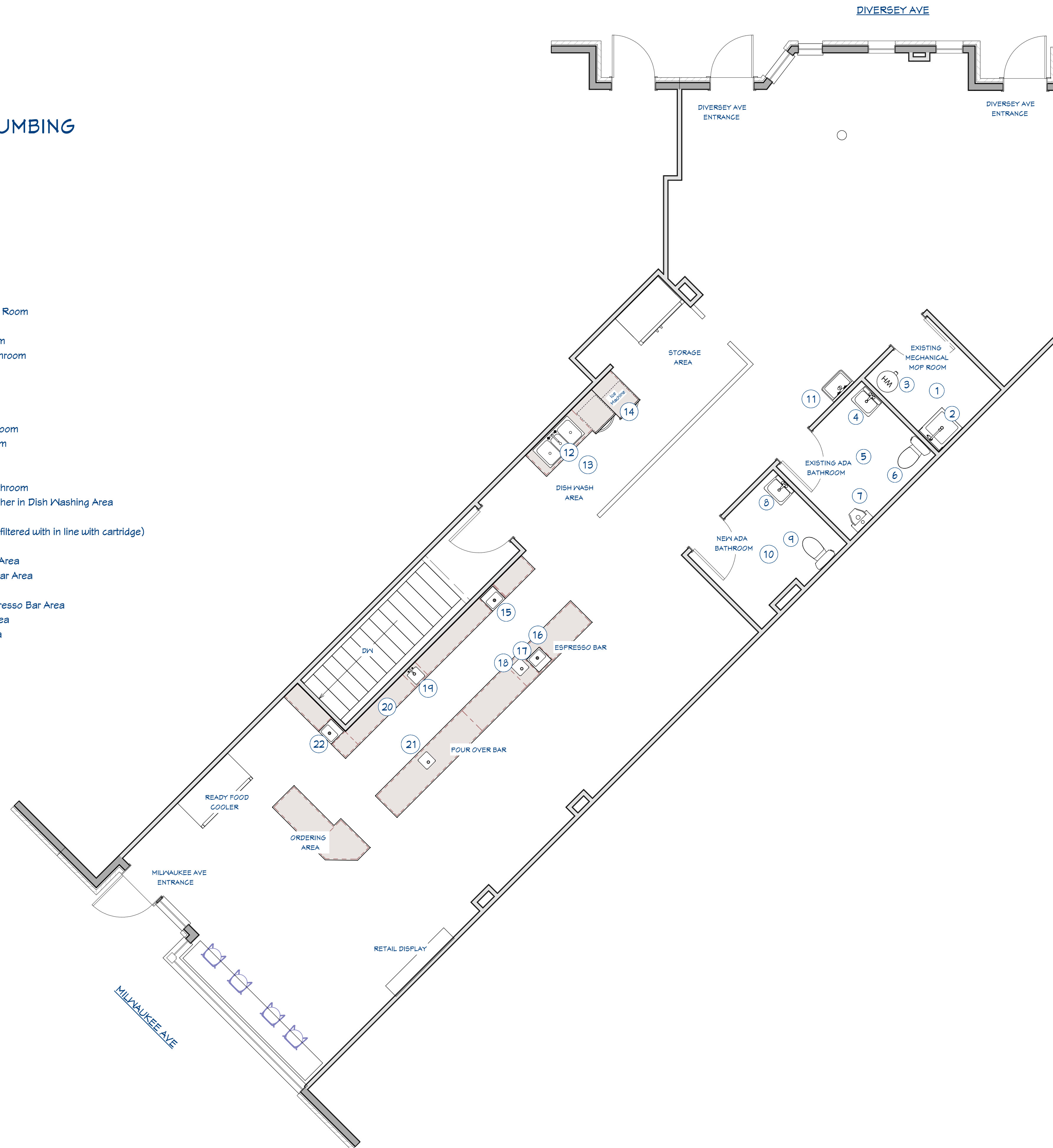
SCALE 1/4" = 1' 0"

Existing plumbing points and fixtures:

1. Drain, H/C supply for mop sink in Mechanical / Mop Room
2. Existing floor drain in Mechanical / Mop Room
3. Existing gas water heater in Mechanical / Mop Room
4. Existing drain, H/C supply for hand sink in ADA Bathroom
5. Existing drain, C supply for toilet in ADA Bathroom
6. Existing floor drain in ADA Bathroom

New plumbing points and fixtures:

7. Stub, C supply for floor urinal in Existing ADA Bathroom
8. Stub H/C supply for hand sink in New ADA Bathroom
9. Stub C supply for toilet in New ADA Bathroom
10. Stub floor drain in New ADA Bathroom
11. Stub H/C for hand sink outside of Existing ADA Bathroom
12. Stub H/C for three compartments sink and dishwasher in Dish Washing Area
13. Stub for floor drain in Dish Washing Area
14. Stub C supply for ice maker in Dish Washing Area (to filtered with in line with cartridge)
15. Stub drain for service ice bin in Espresso Bar Area
16. Stub drain for milk-cooling ice bin in Espresso Bar Area
17. Stub C supply for espresso machine in Espresso Bar Area (to be filtered with ion replacement system)
18. Stub C supply & drain for milk-pitcher rinser in Espresso Bar Area
19. Stub H/C supply for small sink in Pour Over Bar Area
20. Supply C for hot water tower in Pour Over Bar Area (to be filtered with ion replacement system)
21. Stub drain in Pour Over Bar Area
22. Stub for service ice bin in Pour Over Bar Area



REVISION TABLE	NUMBER	DATE	REVISED BY	DESCRIPTION

DRAWINGS PROVIDED BY:

DATE:

3/29/2017

SCALE:

SHEET:

P - 4