

**Demographics**

Based on ZIP Code: **60647**

**Population**

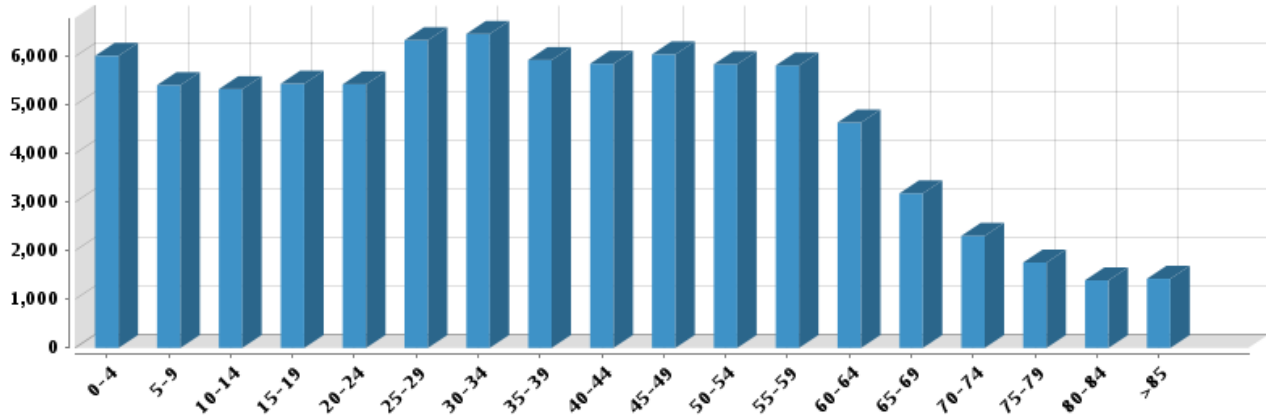
*Summary*

Estimated Population: **84,528**  
 Population Growth (since 2000): **-13%**  
 Population Density (ppl / mile): **22,163**  
 Median Age: **35.59**

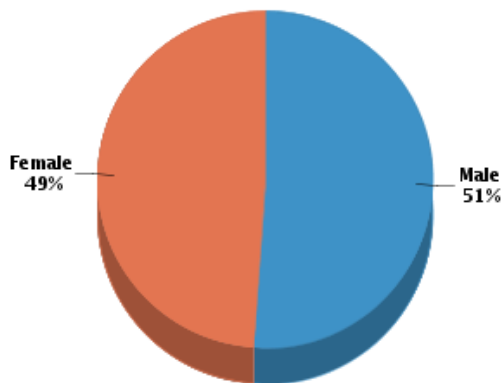
*Household*

Number of Households: **33,435**  
 Household Size (ppl): **2.51**  
 Households w/ Children: **10,300**

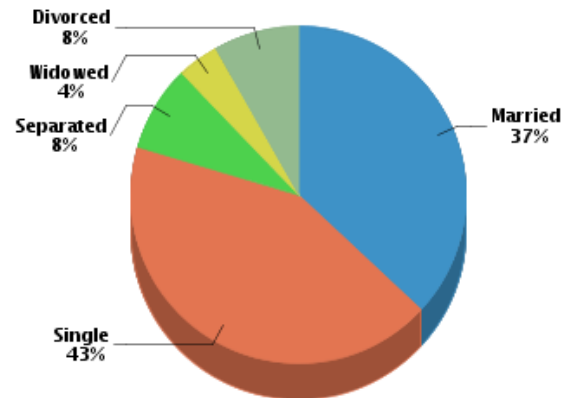
*Age*



*Gender*



*Marital Status*



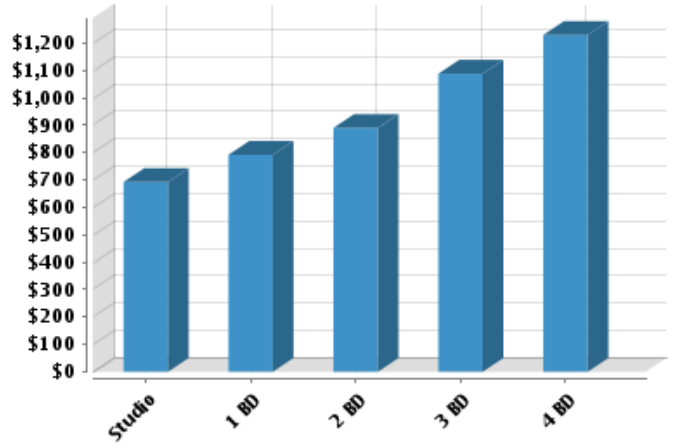
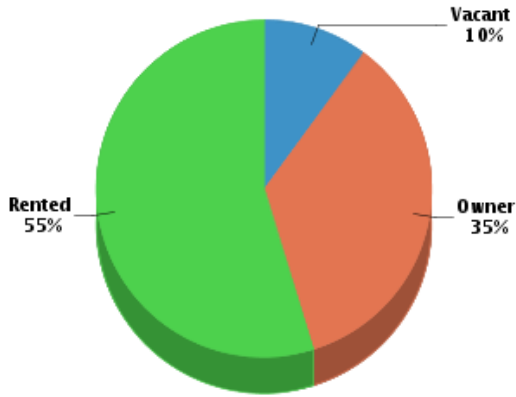
**Housing**

*Summary*

Median Home Sale Price: **\$294,000**  
 Median Dwelling Age: **64 years**  
 Median Value of Home Equity: **\$275,942**  
 Median Mortgage Debt: **\$131,901**

*Stability*

Annual Residential Turnover: **20.36%**  
 5+ Years in Residency: **15.64%**  
 Median Years in Residency: **2.19**

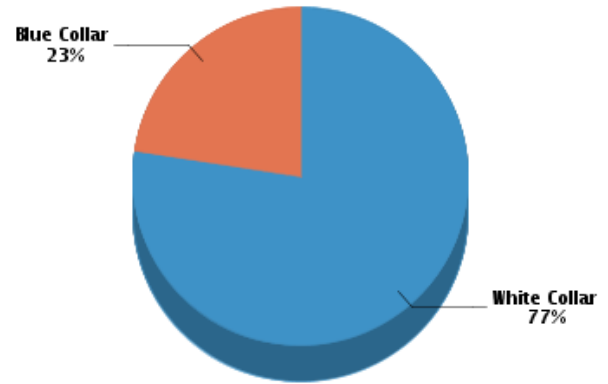


Quality of Life

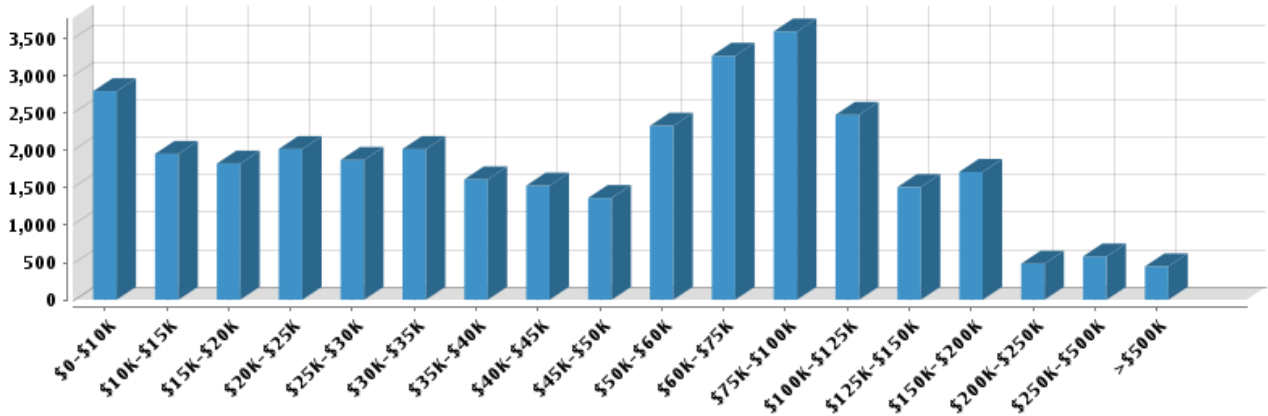
Workers by Industry

Agricultural, Forestry, Fishing:	84
Mining:	2
Construction:	1,070
Manufacturing:	1,563
Transportation and Communications:	434
Wholesale Trade:	669
Retail Trade:	5,671
Finance, Insurance and Real Estate:	1,238
Services:	7,481
Public Administration:	388
Unclassified:	114

Workforce



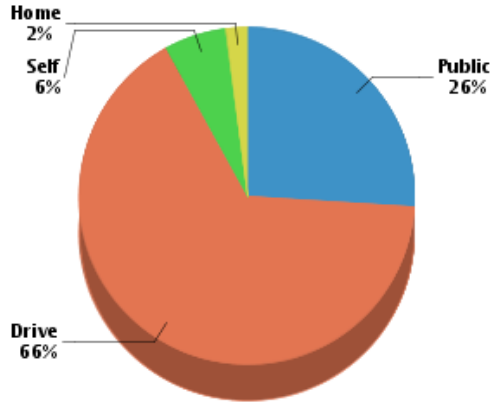
Household Income



Average Household Income: \$71,766

Average Per Capita Income: \$28,715

**Commute Method**



Median Travel Time: **31.08 min**

**Weather**

January High Temp (avg °F):	<b>32.2</b>
January Low Temp (avg °F):	<b>18.3</b>
July High Temp (avg °F):	<b>84.4</b>
July Low Temp (avg °F):	<b>66.3</b>
Annual Precipitation (inches):	<b>38.01</b>

**Education**

**Educational Climate Index (1)**



**Highest Level Attained**

Less than 9th grade:	<b>7,032</b>
Some High School:	<b>4,802</b>
High School Graduate:	<b>12,707</b>
Some College:	<b>7,945</b>
Associate Degree:	<b>2,943</b>
Bachelor's Degree:	<b>13,651</b>
Graduate Degree:	<b>7,852</b>

(1) This measure of socioeconomic status helps identify ZIP codes with the best conditions for quality schools. It is based on the U.S. Census Bureau's Socioeconomic Status (SES) measure with weights adjusted to more strongly reflect the educational aspect of social status (education 2:1 to income & occupation). Factors in this measure are income, educational achievement and occupation of persons within the ZIP code. Since this measure is based on the population of an entire ZIP code, it may not reflect the nature of an individual school.  
 (2) Powered by Onboard Informatics. Information is deemed reliable but not guaranteed. Copyright © 2013 Onboard Informatics. All rights reserved.

**Schools**

Radius: **2 mile(s)**

**Public - Elementary**

City Of Chicago SD 299	Distance	Grades	Students	Students per Teacher	GreatSchools Rating (1)	Community Rating (2)
Mcauliffe Elementary School 1841 N Springfield Ave	0.28	Pre-K-6th	736	21	2	★★★★☆
Nobel Elementary School 4127 W Hirsch St	0.39	Pre-K-8th	806	21	2	★★★★☆
West Park Elementary Academy 1425 N Tripp Ave	0.45	Pre-K-8th	720	19	3	★★★★☆
Cameron Elementary School 1234 N Monticello Ave	0.59	Pre-K-8th	835	18	2	★★★★☆
Stowe Elementary School 3444 W Wabansia Ave	0.66	Pre-K-8th	818	19	2	★★★★☆
Funston Elementary School 2010 N Central Park Ave	0.66	Pre-K-8th	615	20	3	★★★★☆
Casals Elementary School 3501 W Potomac Ave	0.68	Pre-K-8th	470	18	3	★★★★☆

Courtesy of Andrea Miller, Midwest Real Estate Data, LLC

The data within this report is compiled by CoreLogic from public and private sources. If desired, the accuracy of the data contained herein can be independently verified by the recipient of this report with the applicable county or municipality.

**Neighborhood Profile**

Generated on 12/23/2013

Page 3 of 7

Nixon Elementary School 2121 N Keeler Ave	0.71	Pre-K-6th	1,100	25	2	★★★★☆
Mozart Elementary School 2200 N Hamlin Ave	0.75	Pre-K-7th	825	22	3	★★★★☆
Piccolo Elementary Specialty School 1040 N Keeler Ave	0.78	Pre-K-8th	530	19	1	★★★★☆
Lowell Elementary School 3320 W Hirsch St	0.82	Pre-K-8th	599	18	4	★★★★☆
Galapagos Elementary Charter School 3814 W Iowa St	0.9	K-8th	350	11	2	★★★★☆
Ryerson Elementary School 646 N Lawndale Ave	1.25	Pre-K-8th	400	20	4	★★★★☆
Lloyd Elementary School 4834 W Dickens Ave	1.29	Pre-K-5th	1,350	20		
Yates Elementary School 1839 N Richmond St	1.31	Pre-K-8th	735	16	3	★★★★☆
Darwin Elementary School 3116 W Belden Ave	1.37	Pre-K-8th	636	18	3	★★★★☆
Mcnair Elementary School 4820 W Walton St	1.39	Pre-K-8th	495	17	2	★★★★☆
Monroe Elementary School 3651 W Schubert Ave	1.4	Pre-K-8th	1,200	21	3	★★★★☆
Moos Elementary School 1711 N California Ave	1.46	Pre-K-8th	420	18	2	★★★★☆
Polaris Elementary Charter Academy 620 N Sawyer Ave	1.52	K-7th	389	21	5	★★★★☆
Lewis Elementary School 1431 N Leamington Ave	1.54	Pre-K-8th	575	23	1	★★★★☆
Ward L Elementary School 410 N Monticello Ave	1.54	K-8th	400	22	5	★★★★☆
Erie Elementary Charter School 1405 N Washtenaw Ave	1.6	K-8th	415	17	5	★★★★☆
Chase Elementary School 2021 N Point St	1.66	Pre-K-8th	520	17	4	★★★★☆
Nash Elementary School 4837 W Erie St	1.67	Pre-K-8th	400	21	2	
Roque De Duprey Elementary School 2620 W Hirsch St	1.67	K-8th	115	8	3	★★★★☆
Von Humboldt Elementary School 2620 W Hirsch St	1.67	Pre-K-8th	350	17	2	★★★★☆
Barry Elementary School 2828 N Kilbourn Ave	1.69	Pre-K-6th	780	20	3	★★★★☆
Lafayette Elementary School 2714 W Augusta Blvd	1.71	Pre-K-8th	500	17	1	★★★★☆
Hay Elementary Community Academy 1018 N Laramie Ave	1.77	Pre-K-8th	600	20	2	★★★★☆
Morton Elementary Career Academy 431 N Troy St	1.79	Pre-K-8th	350	16	5	
Tilton Elementary School 223 N Keeler Ave	1.83	K-8th	300	20	2	★★★★☆
Logandale Middle School 3212 W George St	1.84	Pre-K-8th	950	16	3	★★★★☆
Goethe Elementary School 2236 N Rockwell St	1.85	Pre-K-8th	708	19	6	★★★★☆
Avondale Elementary School 2945 N Sawyer Ave	1.89	Pre-K-5th	735	25		
Marconi Elementary Community Academy 230 N Kolmar Ave	1.98	Pre-K-8th	250	18	2	★★★★☆

### Public - Middle/High

City Of Chicago SD 299	Distance	Grades	Students	Students per Teacher	GreatSchools Rating (1)	Community Rating (2)
Nobel Elementary School 4127 W Hirsch St	0.39	Pre-K-8th	806	21	2	★★★★☆
Ames Middle School 1920 N Hamlin Ave	0.42	7th-8th	500	18	2	★★★★☆
Noble Street Charter - Pritzker 4131 W Cortland St	0.44	9th-12th	595	Not Reported		

Courtesy of Andrea Miller, Midwest Real Estate Data, LLC

The data within this report is compiled by CoreLogic from public and private sources. If desired, the accuracy of the data contained herein can be independently verified by the recipient of this report with the applicable county or municipality.

**Neighborhood Profile**

Generated on 12/23/2013

Page 4 of 7

West Park Elementary Academy 1425 N Tripp Ave	0.45	Pre-K-8th	720	19	3	★★★★☆
North-Grand High School 4338 W Wabansia Ave	0.53	9th-12th	908	17	1	★★★★☆
Cameron Elementary School 1234 N Monticello Ave	0.59	Pre-K-8th	835	18	2	★★★★☆
Stowe Elementary School 3444 W Wabansia Ave	0.66	Pre-K-8th	818	19	2	★★★★☆
Funston Elementary School 2010 N Central Park Ave	0.66	Pre-K-8th	615	20	3	★★★★☆
Casals Elementary School 3501 W Potomac Ave	0.68	Pre-K-8th	470	18	3	★★★★☆
Mozart Elementary School 2200 N Hamlin Ave	0.75	Pre-K-7th	825	22	3	★★★★☆
Piccolo Elementary Specialty School 1040 N Keeler Ave	0.78	Pre-K-8th	530	19	1	★★★★☆
Lowell Elementary School 3320 W Hirsch St	0.82	Pre-K-8th	599	18	4	★★★★☆
Galapagos Elementary Charter School 3814 W Iowa St	0.9	K-8th	350	11	2	★★★★☆
Noble Street Charter - Rowe-Clark 3645 W Chicago Ave	1.09	9th-12th	707	12		
Aasta - Orr High School 730 N Pulaski Rd	1.12	9th-12th	488	19		
Excel - Orr High School 730 N Pulaski Rd	1.12	9th-12th	431	18		
Orr Academy High School 730 N Pulaski Rd	1.12	9th-12th	584	14	1	
Orr Campus Pre-Kindergarten 730 N Pulaski Rd	1.12	9th-12th	960	6		
Ryerson Elementary School 646 N Lawndale Ave	1.25	Pre-K-8th	400	20	4	★★★★☆
Yates Elementary School 1839 N Richmond St	1.31	Pre-K-8th	735	16	3	★★★★☆
Kelvyn Park High School 4343 W Wrightwood Ave	1.34	9th-12th	1,200	16	1	★★★★☆
Darwin Elementary School 3116 W Belden Ave	1.37	Pre-K-8th	636	18	3	★★★★☆
Mcnair Elementary School 4820 W Walton St	1.39	Pre-K-8th	495	17	2	★★★★☆
Monroe Elementary School 3651 W Schubert Ave	1.4	Pre-K-8th	1,200	21	3	★★★★☆
Moos Elementary School 1711 N California Ave	1.46	Pre-K-8th	420	18	2	★★★★☆
Polaris Elementary Charter Academy 620 N Sawyer Ave	1.52	K-7th	389	21	5	★★★★☆
Lewis Elementary School 1431 N Leamington Ave	1.54	Pre-K-8th	575	23	1	★★★★☆
Ward L Elementary School 410 N Monticello Ave	1.54	K-8th	400	22	5	★★★★☆
Erie Elementary Charter School 1405 N Washtenaw Ave	1.6	K-8th	415	17	5	★★★★☆
Chase Elementary School 2021 N Point St	1.66	Pre-K-8th	520	17	4	★★★★☆
Nash Elementary School 4837 W Erie St	1.67	Pre-K-8th	400	21	2	
Roque De Duprey Elementary School 2620 W Hirsch St	1.67	K-8th	115	8	3	★★★★☆
Von Humboldt Elementary School 2620 W Hirsch St	1.67	Pre-K-8th	350	17	2	★★★★☆
Westinghouse High School 3223 W Franklin Blvd	1.7	9th-12th	1,122	11	7	
Lafayette Elementary School 2714 W Augusta Blvd	1.71	Pre-K-8th	500	17	1	★★★★☆
Raby High School 3545 W Fulton Blvd	1.74	9th-12th	535	16	1	★★★★☆
Hay Elementary Community Academy 1018 N Laramie Ave	1.77	Pre-K-8th	600	20	2	★★★★☆

Courtesy of Andrea Miller, Midwest Real Estate Data, LLC

The data within this report is compiled by CoreLogic from public and private sources. If desired, the accuracy of the data contained herein can be independently verified by the recipient of this report with the applicable county or municipality.

**Neighborhood Profile**

Generated on 12/23/2013

Page 5 of 7

Morton Elementary Career Academy 431 N Troy St	1.79	Pre-K-8th	350	16	5	
Northwest Middle School 5252 W Palmer St	1.82	6th-8th	700	18	2	★★★★☆
Tilton Elementary School 223 N Keeler Ave	1.83	K-8th	300	20	2	★★★★☆
Logandale Middle School 3212 W George St	1.84	Pre-K-8th	950	16	3	★★★★☆
Goethe Elementary School 2236 N Rockwell St	1.85	Pre-K-8th	708	19	6	★★★★☆
Aspira Charter Schools 3986 W Barry Ave	1.88	6th-12th	1,489	24		
Prosper Career Academy High School 2148 N Long Ave	1.97	9th-12th	1,476	16	3	★★★★☆
Marconi Elementary Community Academy 230 N Kolmar Ave	1.98	Pre-K-8th	250	18	2	★★★★☆

### Private

	Distance	Grades	Students	Classrooms	Community Rating (2)
Maternity B V M School 1537 N Lawndale Ave	0.32	Pre-K-8th	180		★★★★★
Lutheran Unity School 3740 W Belden Ave	0.9	Pre-K-8th	47		
Our Lady Of Grace School 2446 N Ridgeway Ave	1.07	Pre-K-8th	169		★★★★☆
Humboldt Community Christian School 1847 N Humboldt Blvd	1.25	Pre-K-8th	92		★★★★★
Uhlich Academy 3110 W Grand Ave	1.36	2nd-12th	110		
Salem Christian School 2018 N Richmond St	1.38	Pre-K-8th	177		★★★★★
St. Sylvester School 3027 W Palmer Blvd	1.39	Pre-K-8th	292		★★★★☆
Chicago International Academy 2451 N Kedzie Blvd	1.42	Pre-K-12th	101		★★★★★
La Progresiva Preschool 2609 N Kimball Ave	1.44	Pre-K-K	20		
St. Genevieve School 4854 W Montana St	1.57	Pre-K-8th	174		★★★★★
Northwest Inst For Contemp Academy 5108 W Division St	1.57	Pre-K-8th	100		★★★★★
Puerto Rican High School - Pedro A Campos 2739 W Division St	1.59	9th-12th	110		
St. Hyacinth 3640 W Wolfram St	1.61	Pre-K-8th	188		★★★★☆
Dayspring Christian Academy 5133 W Fullerton Ave	1.79	Pre-K-12th	54		
San Miguel School-Gary Comer Campus 819 N Leamington Ave	1.82	5th-8th	98		★★★★★
Aspira Antonia Pantoja Alternative High School 3121 N Pulaski Rd	1.9	10th-12th	164		★★★★★

(1) GreatSchools Ratings provide an overview of a school's test performance. The ratings are based strictly on test score performance for that state's standardized tests. Based on a scale of 1-10. (Public School Test Score Copyright © 2012 GreatSchools.net)

(2) The community rating is the overall rating that is submitted by either a Parent/Guardian, Teacher, Staff, Administrator, Student or Former Student. There will be only one rating per school. Based on a scale of 1-5.

(3) Powered by Onboard Informatics. Information is deemed reliable but not guaranteed. Copyright © 2013 Onboard Informatics. All rights reserved.

### Local Businesses

Radius: 1.00 mile(s)

#### Eating - Drinking

	Address	Phone #	Distance	Description
La Isla Pequena	3910 W North Ave	(773) 235-1264	0.01	Restaurants
Guys Pizza	3948 W North Ave	(312) 772-1535	0.03	Restaurants - Pizza
Chen's Garden	3912 W North Ave	(773) 252-5599	0.03	Restaurants - Chinese
Los Portales	3919 W North Ave	(773) 227-0705	0.03	Restaurants
La Isla Pequena	3755 W Armitage Ave	(773) 235-1264	0.03	Restaurants

Courtesy of Andrea Miller, Midwest Real Estate Data, LLC

The data within this report is compiled by CoreLogic from public and private sources. If desired, the accuracy of the data contained herein can be independently verified by the recipient of this report with the applicable county or municipality.

## Neighborhood Profile

Generated on 12/23/2013

Page 6 of 7

## Shopping

	Address	Phone #	Distance	Description
Oscars Beepers	3900 W North Ave	(773) 365-0089	0.04	Jewelers - Retail
Walgreens	1627 N Pulaski Rd	(773) 772-5432	0.07	Pharmacies - Multiple Location Chain Drug Store
Rainbow	4001 W North Ave	(773) 227-9939	0.08	Women's Apparel - Retail
North Pulaski Markets	3850 W North Ave	(773) 235-3637	0.1	Shopping Centers And Malls
Family Dollar Store	3845 W North Ave	(773) 278-0161	0.1	Variety Stores

(1) Powered by Onboard Informatics. Information is deemed reliable but not guaranteed. Copyright © 2013 Onboard Informatics. All rights reserved.